



**Brenham™**  
Wall-mount Bathroom Sink With Shroud  
**K-1999-4**

**Features**

- 4" (102 mm) centerset faucet holes.
- Oval basin.
- Overflow drain.
- Includes wall hanger.
- Combination consists of the K-1997-4 basin and the K-1998 shroud.

**Material**

- Vitreous china.

**Installation**

- Wall-mount.
- Drilled for concealed arm carrier installation.

**Recommended Products/Accessories**

K-23726 Drain treatment  
K-23725 Cast iron cleaner

**Optional Products/Accessories**

K-8998 P-Trap



**ADA** **CSA B651** **OBC**

**Codes/Standards**

ASME A112.19.2/CSA B45.1  
ADA  
ICC/ANSI A117.1  
CSA B651  
OBC



**KOHLER® One-Year Limited  
Warranty**

See website for detailed warranty information.

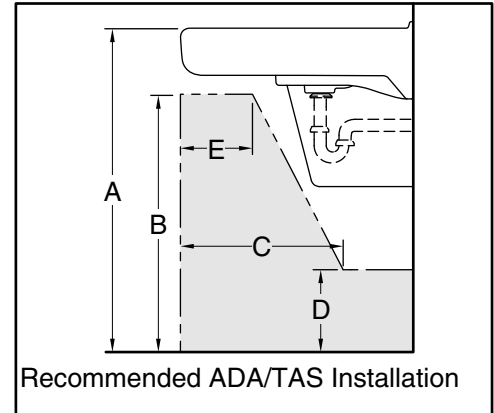
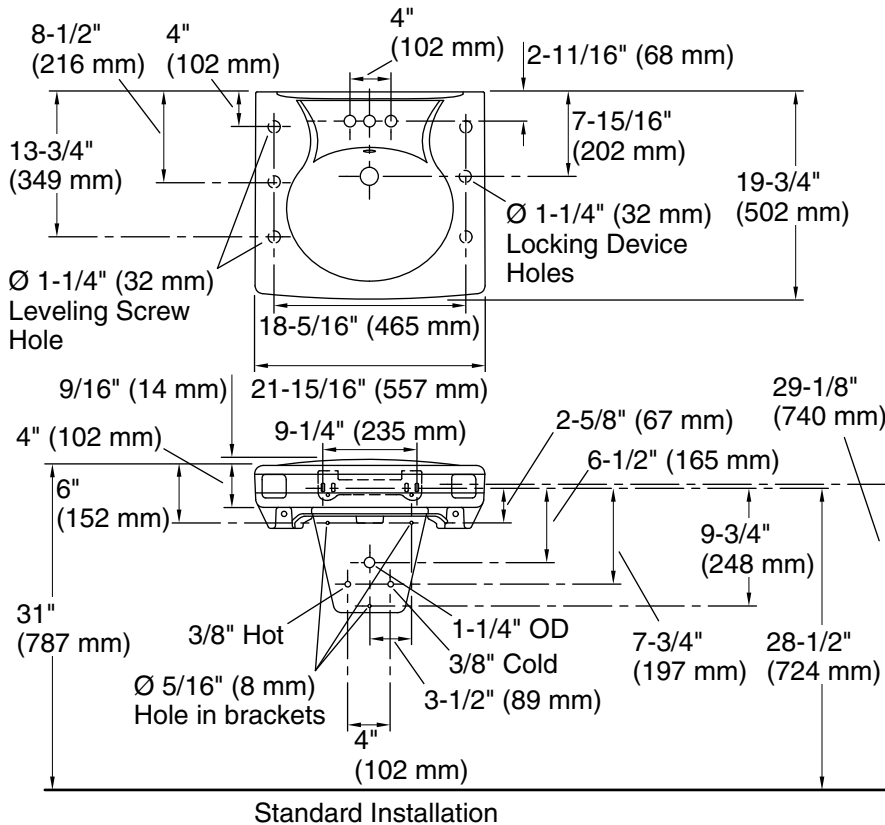
**Available Colors/Finishes**

*Color tiles intended for reference only.*

**Color Code Description**

	0	White
	96	Biscuit

## Concealed Arm Hole Location



## Recommended ADA/TAS installation:

	ADA and TAS	Children's Environment ADA and TAS Ages 6-12 yrs
A	34" (864 mm)	31" (787 mm)
B	27" (686 mm)	24" (610 mm)
C	11" (279 mm)	11" (279 mm)
D	9" (229 mm)	9" (229 mm)
E	8" (203 mm)	8" (203 mm)

## Technical Information

All product dimensions are nominal.

Installation:	Wall-mount
Bowl area:	Length: 14-3/8" (365 mm) Width: 12-5/16" (313 mm) Water depth: 3-1/4" (83 mm)
Number of deck holes:	3
Faucet hole spacing:	4" (102 mm)
Faucet hole(s):	1-3/8" (35 mm)
Drain hole:	1-3/4" (44 mm)

## Notes

Install this product according to the installation instructions.

ADA and TAS standards permit parallel approach for children ages 5 years and younger.

ADA, OBC, CSA B651 compliant when installed to the specific requirements of these regulations.